






JAIN HAPPY SCHOOL
A MINORITY EDUCATIONAL INSTITUTE
HOLIDAY HOMEWORK

2025-26

Bal vatika -111



**“Summer means
happy times and good
sunshine.”**



Dear Parent,

**We wish you and your child a very happy summer holidays .
It's time to enjoy and create a bond with family, friends and
relatives. To utilize this time in the most constructive way we
have prepared Holiday Homework for the students on the
principle of 'learning by doing' for his /her holistic development.**

**Kindly ensure that the holiday home work is completed by
the students under the guidance of the parents.**

So here we start.....



Morning Blessings

**Help your child inculcate good habits like doing
“Surya Namaskar” and encourage him/her to wish
all elders in the morning. If possible, visit a temple
or any other religious place of your choice.**



Physical Development



- **Take the child with you for morning/evening walk.**
- **Play different games like hide and seek, football, ludo, chess, snakes and ladders, carrom board etc. with your child.**
- **This will encourage them to express freely and will make them more responsible.**



Language Development

- ***Encourage your child to converse in English.***
- ***Choose any 1 object from your surroundings every day. Let the child speak few lines on it.***



For example: This is an orange .

It is orange in colour. It is sweet and juicy. I love to eat oranges.



Social and Emotional Development

- ***Tell the child about your childhood, share incidents from the past and show him/her old family albums. This will strengthen the bond between you and your child.***
- ***Cook dinner together, show your child how to measure 1 cup, 1/2 cup, 1 teaspoon etc. Start naming the food groups when you serve them.***
- ***Let your child help in household chores like cleaning windows, filling water bottles, laying table, arranging toys, watering the plants etc.***



Health and Hygiene

“Healthy mind resides in a healthy body.” So start your day early and set a routine even during vacations. In addition you and your little one can spend some quality time playing, cycling, swimming to keep yourself fit and healthy. Encourage your child to take care of personal hygiene by inculcating the habits like washing hands, practicing yoga, eating healthy food etc.



The only way to learn Mathematics is to do Mathematics

Simple tasks could be assigned such as counting and getting objects from the refrigerator or the dining table, counting the trees and collecting the leaves while morning and evening walk.



My Special Day with DAD

“My Dad is so special, he is strong and smart, That is why I love him so with all my little heart!!

FATHER'S DAY SUNDAY 15TH JUNE 2025

Fun Activity with Dad:- Father's Day Stick Frames

Materials you need

large popsicle sticks

coloured sheet

glue

acrylic paint

marker

stickers

small popsicle sticks



i) Steps to make animal characters

Paint four popsicle sticks with acrylic paint! It will take about 15-20 minutes for these to dry.

Once they are dry, you'll hot glue the sticks together to form a square shape. I also hot glue a piece of colored cardstock on the back of the sticks so it will be able to stand up!

Now it's time to decorate the popsicle sticks! Make fingerprints, use stickers, or draw!

Cut a photo to fit the square shape you made with the sticks. I just tape it on top of the colored card stock in case we want to change the photo inside.

To make it stand up, tape a small popsicle stick to the back of the card stock paper. I add a few pieces to make sure it won't fall.

Enjoy and have fun!






FUN WITH FLASH CARDS

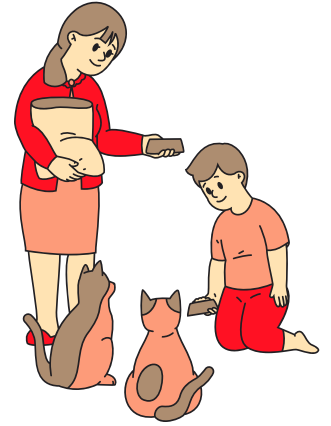


Learning through flash cards is fun. Flash cards are effective memory-aid tools that can help students learn quickly. So pick up colourful chart papers, make flash cards and get them laminated.

5 different flash cards to be made by each child. The size of the flash card should be 6''inch x 6''inch.

Note: Kindly make the flash cards according to the Roll number.



Topic	Roll No.
Character and objects of the story 'The Ant and the Grasshopper' .	1-4 
Characters of the story 'The Tortoise and the Hare'.	5-10
Body Parts (Five sense organs)	11-14
Shapes and Colours	15-20
Means of transport	21-24 



INCULCATING VALUES

***“Good habits and good deeds are essential for a happy life.”
Choose any one topic from the value education topics given
below***

- 1. I love my family***
- 2. Not wasting food***
- 3. Care for plants***
- 4. Being kind***

- Perform a deed that depicts value chosen by you.***
- Draw a picture /click a photograph of you performing the deed. Paste the pictures/ photographs in a colourful A4 size pastel sheet and decorate the sheet as per your creativity.***

Paper Bag

Help your child to make an attractive handmade bag with an old newspaper or magazine. Decorate it and write the name, class and section of your child. Keep all the holiday homework in it and submit the same .



Writing Time

***To improve the writing skills of the children
and to make them practice every day,
we have attached some written assignments
of every subject for them. Sample worksheets of Hindi,
English and Math are given.
-Complete your colouring book .***

Kindly make your word practice at least 2 to 3 times.




***Wishing you all happy times
together!!***


Worksheet 1

नाम _____


KB WORKSHEET

चित्र देखकर पहला अक्षर लिखे और रंग भरों

















Worksheet 2

नाम - _____

चित्र के पहले अक्षर को ढूँढ़कर गोला बनाइए-



भ फ ऐ ब



य ब फ भ



ब फ भ म



भ म फ ब



ब फ र म

Worksheet 3

नाम - _____

अक्षर जोड़कर शब्द बनाइए:

घ + र = _____

च + ट = _____

क + ट = _____

ल + त = _____

क + ह = _____

ट + ल = _____

म + न = _____

ध + न = _____

स + ड़ = _____

क + ब = _____

प + क = _____

फ + र = _____




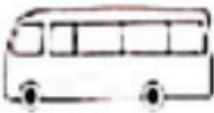

ल + ठ = _____

व + ट = _____

Worksheet 4

नाम - _____

बिना मात्रा के दो अक्षर के शब्दों को पढ़ो और सही चित्र से मिलाए

छत	
फल	
बस	
दस	10
लड़	
हम	


Worksheet 5

नाम - _____

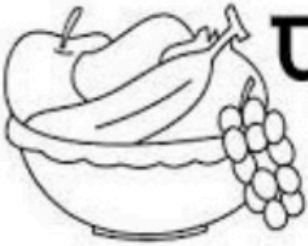
रिक्त स्थान भरो



घ




ग



फ




ई



ज



प



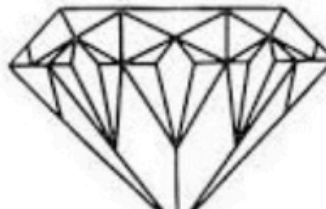
छ



न



ध













न

Worksheet 6

Name- _____

BEGINNING SOUNDS

Write the alphabet of beginning sound to match each picture



Worksheet 7

Name-_____

Write the middle sound of the word!



m		p
---	--	---



f		n
---	--	---



n		t
---	--	---



l		p
---	--	---



r		t
---	--	---



n		t
---	--	---



b		b
---	--	---



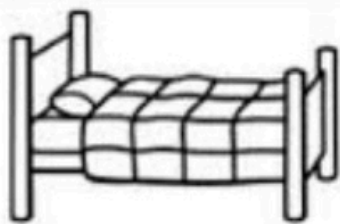
p		g
---	--	---

Worksheet 8

Name- _____

Ending Sounds


Write the ending sound of each word.




b e



b u



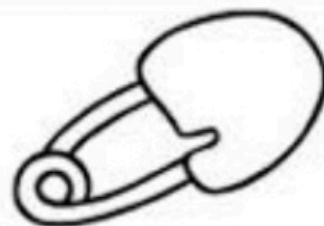
n e



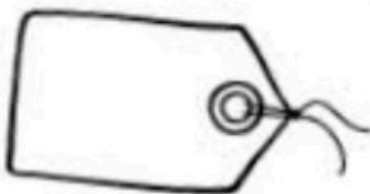
c a



h a



p i




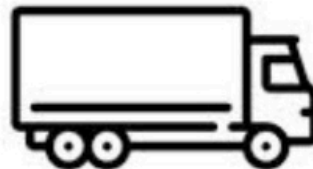
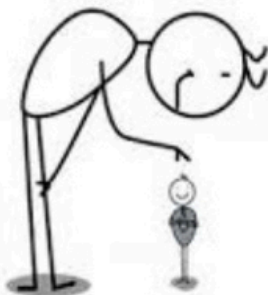



Worksheet 9

Name- _____

Pre Number Concepts

BIG and SMALL

Colour the bigger one in each set.






Worksheet 10

Name- _____

More or Less

Observe the given sets of pictures. Circle the one that has **MORE** number of things in each set.




Worksheet 11

Name- _____

Empty - Full

Write **F** under the items which are full and write **E** under the items which are empty.

☐☐☐☐☐☐☐☐

Worksheet 12

Name- _____

Heavy & Light

Tick (✓) the object which is heavier

☐☐☐☐☐☐

Worksheet 13

Name- _____

Count the number of images in each box and colour the correct number.



4

9

3



7

8


9



3

4

5



8

7

12

Worksheet 14

Name- _____

Count the items and write in the box :




Worksheet 15

Name- _____

Colour the objects equal to the corresponding number.

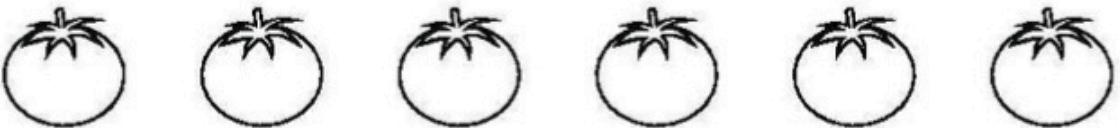
3 -



2 -



5 -



1 -



4 -



6 -



8 -



7 -

