



JAIN HAPPY SCHOOL
A Minority Educational Institution
SESSION-2025-26
SUMMER HOLIDAYS HOMEWORK
CLASS-II



Summer Holidays are a great time to learn new things. It's a time to have fun, create and invent

Please take note of the following suggestions:

- ❖ Encourage your child to converse in English.
- ❖ Encourage your child to watch informative programmes on television.
- ❖ Encourage your child to draw, colour, cut and paste. This improves their creativity!
- ❖ Help them revise all the concepts done so far.




Great Communication begins with Connection."

Dear Parents,

Summer vacations is the most appropriate time to develop a wonderful bond with the child and enhance the speaking skills of the child along with basic mannerisms.


Encourage your ward to use the following statements in daily conversations.

- **Greet elders by saying Good Morning/ Good Evening**
- **May I go out to play?**
- **Can I invite my friends to spend the evening together?**
- **Hello papa, how are you feeling today?**
- **Mumma, how can I help you in household work?**
- **What did you do over the weekend?**
- **Say SORRY - When you make a mistake or accidentally hurt someone's feelings.**
- **Say THANK YOU - When someone does something kind or helpful for you.**
- **When someone gives you a gift or does something thoughtful.**



Let's Start ... Help mother in laying the table and cleaning it. Take two old cups or bowls, fill one with water and other with seeds everyday and keep it outside for birds to drink and eat.

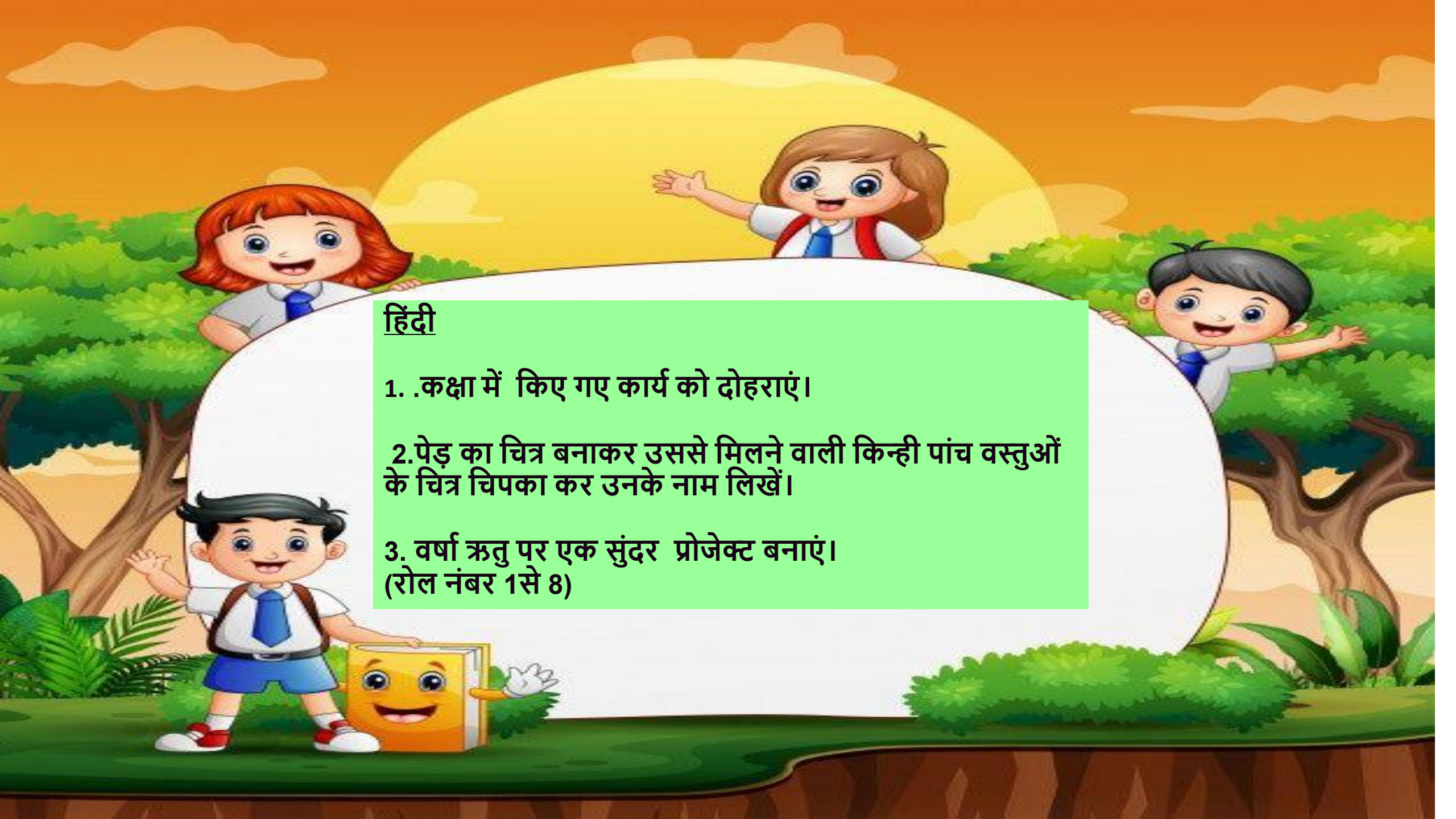
Switch off lights and fans when not in use. Remember and use magic words – Please, Thank you, Sorry. Use them in your daily routine.





GUIDELINES

1. Do all the work on A-3 size sheets.
2. Make a separate folder for holiday homework and submit it when the school reopens.
3. Do project work according to your roll no. Use your own innovative ideas for model/project work.
4. Do the work neatly as per the given instructions.
5. Enjoy the activities so that the work becomes fun.
6. Creativity and originality of the work will be appreciated.

The background is a vibrant illustration of a forest scene at sunset. A large, bright yellow sun is low on the horizon, casting a warm glow. Three children are peeking over a large, white, rounded rectangular shape that serves as a backdrop for the text. On the left, a girl with red hair and a white shirt with a blue tie is visible. In the center, a girl with brown hair and a white shirt with a blue tie and a red backpack is waving. On the right, a boy with black hair and a white shirt with a blue tie is also waving. In the foreground, a boy with black hair, wearing a white shirt, blue tie, and blue shorts, is standing next to a smiling yellow book character. The book character has a face, arms, and legs, and is holding a small white object. The ground is green with some bushes and trees in the background.

हिंदी

1. .कक्षा में किए गए कार्य को दोहराएं।
2. पेड़ का चित्र बनाकर उससे मिलने वाली किन्ही पांच वस्तुओं के चित्र चिपका कर उनके नाम लिखें।
3. वर्षा ऋतु पर एक सुंदर प्रोजेक्ट बनाएं।
(रोल नंबर 1 से 8)

कुछ खेले



नाम :

1 .फूलो के नाम छांट कर लिखो

पा	रि	जा	त	ल
मे	गु	फ	म	च
कि	ला	क	सा	मे
श	ब	दा	लि	ली
ज्ञ	गें	कु	सु	म

1. _____

2. _____

3. _____

4. _____

5. _____

6. _____

वचन



नाम :

1 . जोड़े बनाओ -

तितली

डिब्बे

मकड़ी

तारे

तारा

बस्ते

लड़की

तितलियाँ

डिब्बा

मकड़ियाँ

कुत्ता

लड़कियाँ

बस्ता

कुत्ते



लिली और रोज़ी

लिली और रोज़ी नाम की दो बहुत ही प्यारी लड़कियां थीं। वे एक दूसरे की पक्की सहेली थीं। वे कभी भी लड़ाई नहीं करती थीं। वे हमेशा एक-दूसरे का ध्यान रखते थे। एक दिन खेल-खेल में लिली का सबसे पसंदीदा खिलौना टूट गया। लिली बहुत रोने लगी। लिली को रोता देख रोज़ी भी रोने लगी, लेकिन रोज़ी ने जल्दी से अपना रोना बंद किया और दौड़ कर अपने घर गईं। अपना सबसे पसंदीदा खिलौना लेकर लिली को दिया। लिली खिलौना देख कर खुश हो गई, और वे दोनों आपस में मिलकर पहले की तरह खेलने लगे।



प्रश्न १. कहानी का क्या नाम है ?

उत्तर _____

प्रश्न २. लिली क्यों रोने लगी थी ?

उत्तर _____

प्रश्न ३. रोज़ी ने लिली को क्या दिया ?

उत्तर _____

नीचे दिए गए चित्र को देखकर चार वाक्य लिखें।





English

1. Revise and learn all the work done in class.
2. Paste pictures of common and proper nouns on an A-3 size sheet.
3. Make a beautiful project on opposite words with pictures.
(Roll No. 9 to 16)

Jumbled Words

Figure out what the word is and write it on the blank provided.



g t a o



t h a n p l e e



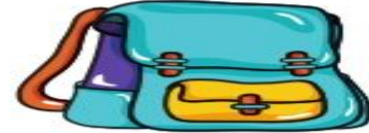
k e y m o n



s e r r a e



k o o b s



b g a



p p l e a



m o n l e



o a r g e n

A. Read the words given below. Choose a describing word for each one and fill in the blank:

hard soft long sharp sweet big salty loud

1. _____ Candies



2. _____ Whale



3. _____ Snake



4. _____ Pillow



5. _____ Drum



6. _____ Brick



7. _____ Popcorn



8. _____ Knife



Describing words worksheet



My Christmas Party

My name is Billy. There is a Christmas party at my home today. My mom is baking a plum cake. I am decorating the Christmas tree. My dad is packing the gifts for my friends.



1. **Who is hosting the party?**
 - a. Sam b. Kate c. Billy
2. **Which cake is Billy's mom baking?**
 - a. plum b. orange c. pineapple
3. **Who is decorating the Christmas tree?**
 - a. mom b. Billy c. dad
4. **Who is packing the gifts?**
 - a. mom b. dad c. Billy

Describe the following picture in five sentences.



1. _____
2. _____
3. _____
4. _____
5. _____

A decorative border surrounds the central text. At the top, it features a sequence of numbers and symbols: 0 (green), 2 (red), a plus sign (purple), 8 (yellow), 3 (purple), a plus sign (pink), 5 (green), and a question mark (purple). On the left side, there is a red greater-than sign (>), a yellow multiplication sign (x), and a pink number 9. On the right side, there is a red minus sign (-) and a pink number 4. At the bottom, it includes a blue number 1, a blue number 6, and illustrations of three children's heads (two girls and one boy) with a green equals sign (=) to the right.

MATHS

1. Revise all the work done in the class.

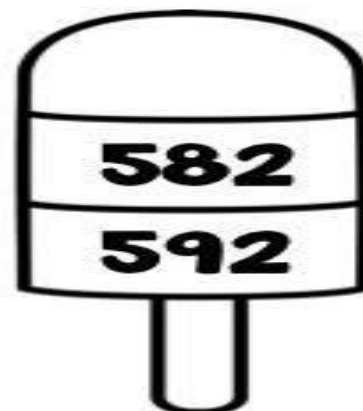
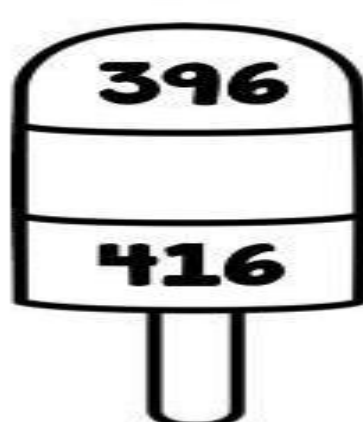

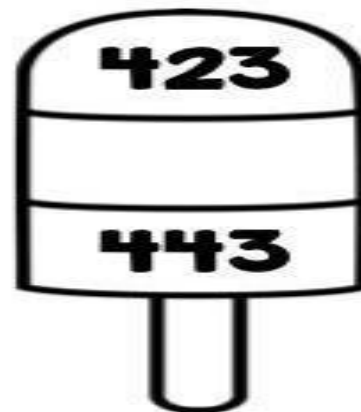


2. Make any four 3D solid shapes of A-3 size.

**3. Make a beautiful project on "MONEY."
(Roll no. 17 to 24)**

Sweet Tens

Directions

Fill in the missing numbers on each popsicle.





Each plate has ten marbles. Count and write the total number in the box provided.



ADD THE FOLLOWING.

$$\begin{array}{r} 46 \\ + 43 \\ \hline \end{array}$$

$$\begin{array}{r} 37 \\ + 52 \\ \hline \end{array}$$

$$\begin{array}{r} 52 \\ + 26 \\ \hline \end{array}$$

$$\begin{array}{r} 72 \\ + 13 \\ \hline \end{array}$$

$$\begin{array}{r} 56 \\ + 23 \\ \hline \end{array}$$

$$\begin{array}{r} 18 \\ + 71 \\ \hline \end{array}$$

$$\begin{array}{r} 35 \\ + 64 \\ \hline \end{array}$$

$$\begin{array}{r} 51 \\ + 31 \\ \hline \end{array}$$

$$\begin{array}{r} 69 \\ + 30 \\ \hline \end{array}$$

$$\begin{array}{r} 50 \\ + 36 \\ \hline \end{array}$$

$$\begin{array}{r} 68 \\ + 21 \\ \hline \end{array}$$

$$\begin{array}{r} 27 \\ + 62 \\ \hline \end{array}$$

$$\begin{array}{r} 75 \\ + 23 \\ \hline \end{array}$$

$$\begin{array}{r} 34 \\ + 34 \\ \hline \end{array}$$

$$\begin{array}{r} 74 \\ + 25 \\ \hline \end{array}$$

$$\begin{array}{r} 85 \\ + 13 \\ \hline \end{array}$$

ADD THE FOLLOWING.

$$\begin{array}{r} 512 \\ + 482 \\ \hline \end{array}$$

$$\begin{array}{r} 232 \\ + 462 \\ \hline \end{array}$$

$$\begin{array}{r} 176 \\ + 502 \\ \hline \end{array}$$

$$\begin{array}{r} 832 \\ + 132 \\ \hline \end{array}$$

$$\begin{array}{r} 217 \\ + 731 \\ \hline \end{array}$$

$$\begin{array}{r} 572 \\ + 304 \\ \hline \end{array}$$

$$\begin{array}{r} 420 \\ + 469 \\ \hline \end{array}$$

$$\begin{array}{r} 188 \\ + 810 \\ \hline \end{array}$$

$$\begin{array}{r} 332 \\ + 536 \\ \hline \end{array}$$

$$\begin{array}{r} 352 \\ + 257 \\ \hline \end{array}$$

$$\begin{array}{r} 132 \\ + 532 \\ \hline \end{array}$$

$$\begin{array}{r} 630 \\ + 249 \\ \hline \end{array}$$

EVS

1. Revise all the work done in class.
 2. Paste pictures of different types of houses on an A 3 size sheet.
 3. Make a beautiful project on
“HEALTHY AND JUNK FOOD”.
- (Roll No.25 to 32)



COMPLETE THE FOLLOWING

Myself

My name is _____.

I am _____ years old.

I am a _____ (boy/girl).

My birthday is on _____.

I study in class _____.

I live in _____.

I weigh _____ kilograms.

I love to eat _____.

I love to play _____.

My favourite cartoon is _____.

Colour me if
you are a girl

Colour me if
you are a boy



Unscramble the letters and write the name of the picture.



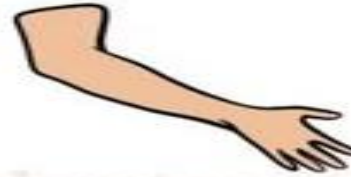
e e y



a e r



o e n s



m a r

www.worksheetspack.com



c f a e



i h r a



u t o h m



n a h d



h e t e t



o t f o

CIRCLE THE HEALTHY FOOD.



A. Identify the parts of the body.



B_A_N



YE



L_NG_



N__E



M_UT_



H_A_T



KI_N_Y_



S_OMA__



General Knowledge

1. Revise all the work done in class.
2. Make a project on “TRAFFIC RULES AND ROAD SIGNS”.
3. Make a beautiful article from waste material.

Art and Supw holiday h.w

**CLASS IIA-Make
this beautiful
honey Bee with
paper plate**



**Class II B- make
this beautiful
rabbit key chain
with foam clay.**



**Art-Make two
beautiful peacocks
and colour and
decorate with glitter
in A- 3 size sheet**



CLASS II

HOLIDAY HOMEWORK



1. **DRAW DIFFERENT PARTS OF A COMPUTER ON A4 SIZE SHEET AND MAKE ONE CHART.**



2. **LEARN ALL THE CLASS WORK.**



3. **PASTE PICTURES OF DIFFERENT PLACES WHERE COMPUTER IS USED ON A4 SIZE SHEET.**



Computer

Write the parts of the computer
using help box

keyboard

cpu

laptop

mouse

speaker

scanner

printer

monitor

pendrive






HOLIDAY HOMEWORK – INDIAN MUSIC

Class 2

- 1. Draw and color any
3 Indian musical
instruments**




- 2 Write the names
of any 5 Indian
musical instruments**



- 3. Find out the names
of any 2 Indian
classical music forms**



- 4. Listen to a song by any
Indian musical instrument
and describe the sound
in a few words**





PHYSICAL EDUCATION HOLIDAY HOMEWORK

• **Classes I to III**

1. Fitness Fun chat

- **Task: Maintain a weekly fitness chart.**
-
- **Example: Write or draw 1 activity you did each day (like skipping, dancing, running, playing).**
- **Objective: Encourage daily physical activity.**
- **on your colourful scrap file**
- **Paste photo with your daily activity and explain that activity.**



Library



**Read your favourite
panchtantra story and make
a bookmark of your any two
favourite character.**



HAPPY SUMMER HOLIDAYS

