



JAIN HAPPY SCHOOL
(A Minority Educational Institution)
CLASS V
SUMMER HOLIDAYS HOMEWORK

“Exciting time is here again! It’s time for summer vacation and fun filled activities”.



Dear parents,

Holidays are time when you can connect with your child in many ways. As you are your child’s first teacher, you can encourage your child’s love for learning by participating in many activities at home , working together will help your child to build confidence and develop skills necessary for his/her education.

- ▶ 1. Play indoor games with your child.
- ▶ 2. Involve them in small household activities like dusting , cleaning, filling water bottles, watering plants.
- ▶ 3. Inculcate in them good manners, healthy habits and respect for elders.
- ▶ 4. Converse with your child in English.
- ▶ 5. Encourage your child to read books to enhance their language skills.





ENGLISH

- 1. Read English Newspaper daily.**
- 2. Revise all the topics done till now in the class.**
- 3. Books are our best friends and holidays are the best time to bond them even more strongly than before. Read any English story book of your choice and design a beautiful, colourful and attractive TABLE MAT (any beautiful scene) that you have enjoyed reading. (Use A3 size sheet). You have to laminate it also.**
- 4. Importance of Traditional Games: Choose any one traditional game and make a beautiful and attractive COLLAGE showing its benefits. (Use A3 size sheet).**

NOTE- Take printouts of the assignments/ worksheets and compile in a folder.

English Worksheet

Read the passage carefully and answer the following questions.

The little red hen found some grains of wheat. She asked her friends – the dog, the cat, and the duck – to help her plant it, but they all said, “Not I.” So, she planted it herself.

When the wheat grew, she asked her friends to help harvest it. Again, they all refused. So, she harvested it herself. She then baked bread from the wheat, and when it was ready, her friends wanted to eat it. But the little red hen said, “You didn’t help me, so I will eat it all by myself.”

1. What did the little red hen find?

Ans- _____.

2. Who helped the hen plant the wheat?

Ans- _____.

3. Who wanted to eat the bread?

Ans- _____.

4. Why did the little red hen not share the bread?

Ans- _____.

5. What lesson did the little red hen teach her friends?

Ans- _____.

Articles -- Use "a", "an", or "the" in the blanks.

1. I saw _____ elephant at the zoo.

2. She is reading _____ interesting book.

3. We will go to _____ park in the evening.

4. He wants to buy _____ apple and _____ orange.

5. My father is _____ honest man.

6. _____ sun gives us light.

7. There is _____ owl sitting on the tree.

8. I found _____ pencil under the table.

9. Can you pass me _____ eraser, please?

10. _____ moon looks beautiful tonight.

Fill in the blanks with suitable pronouns.

1. _____ is my best friend. I like _____ a lot.
2. Tom has a dog. _____ loves to play with _____.
3. _____ are tired. Let _____ rest for some time.
4. _____ am hungry. Give _____ something to eat.
5. My uncle slipped and hurt _____ leg badly.
6. I sold a car because _____ troubling _____ a lot.
7. This is my book. Please give _____ to _____.
8. Tina and I went shopping. _____ bought some toys for _____.
9. She sings so well that all _____ songs are a hit.
10. Here are the clothes you gave. _____ are all small. Take _____ back.

Fill in the blanks with the correct collective noun.

band, team, family, pack, class, flock, herd, bunch, crowd, collection
--

1. The _____ of birds flew across the sky.
2. Our _____ went on a picnic to the park.
3. A _____ of people gathered for the concert.
4. The _____ of cows is grazing in the field.
5. The teacher called the entire _____ to the board.
6. A _____ of bananas was on the table.
7. The _____ of players practiced hard for the match.
8. A _____ of stamps is kept in the album.
9. The _____ of musicians played beautifully.
10. A _____ of wolves ran through the forest.

कक्षा- पाँच

हिंदी ग्रीष्मकालीन गृहकार्य 2025-26



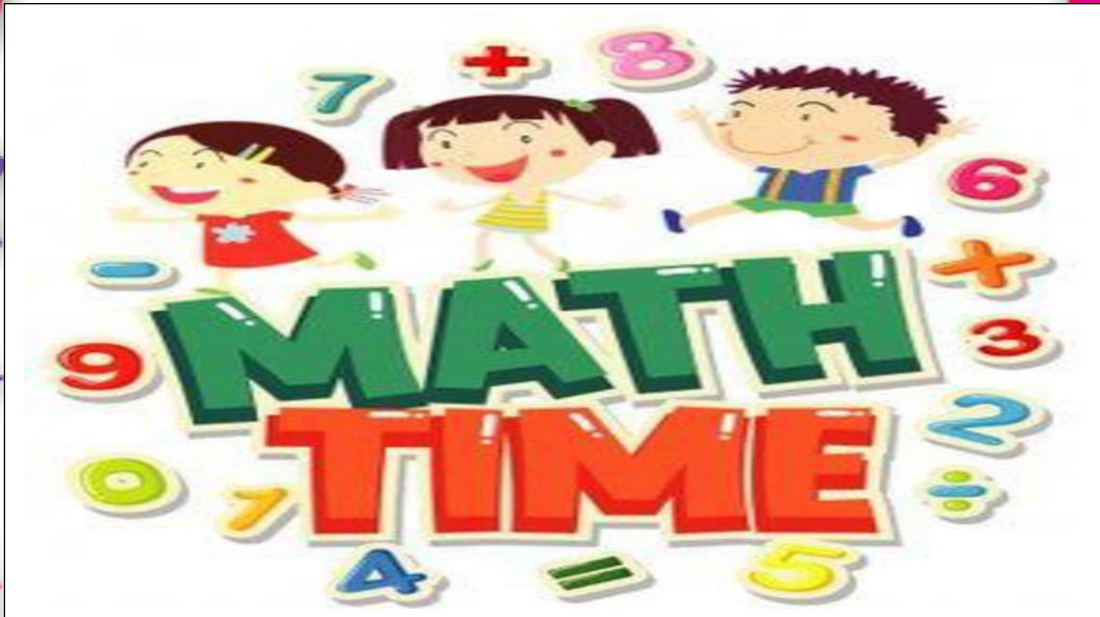
1. हर रोज अपनी पुस्तक का वाचन करें ।
2. कक्षा में कराए गए समस्त कार्य को याद करें।
3. 10 (Page) श्रुतलेख लिखें। (गृहकार्य की कॉपी में)
4. * पर्यायवाची शब्द का चार्ट बनाएँ।

(चार्ट पेपर पर रोल न. 1 से 10 तक)

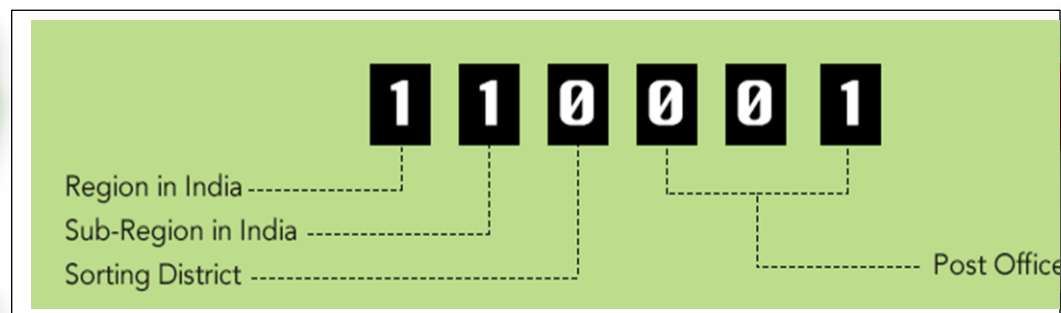
* जवाहरलाल नेहरू, बाल गंगाधर तिलक, लाल बहादुर शास्त्री, सुभाष चंद्र बोस , भगत सिंह द्वारा दिया हुआ एक-एक नारा लिखकर उनके चित्र चिपकाकर नाम भी लिखिए। (चार्ट पेपर पर रोल न. 11 से 20 तक)

* मिसाइल मैन, लौह पुरुष, बापू, महामना, चाचा और भारत कोकिला के नाम से कौन जाने जाते हैं । उनके चित्र चिपकाते हुए उनके नाम भी लिखिए।(चार्ट पेपर पर रोल न. 21 से अंत तक)

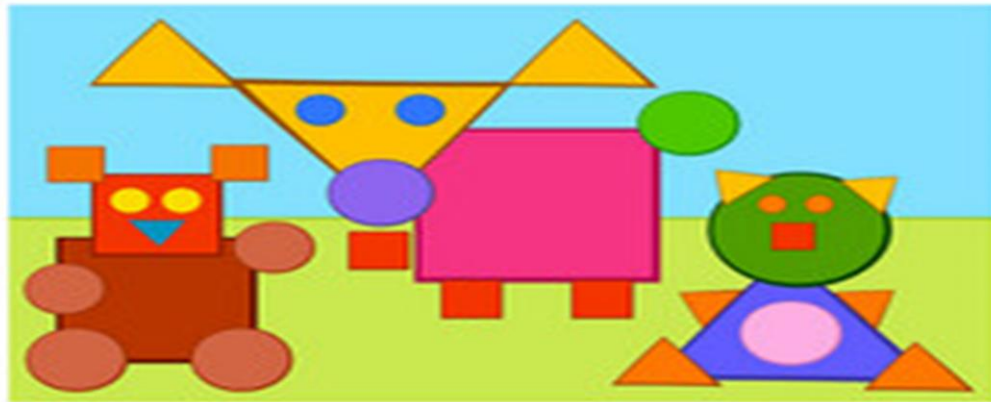




The Postal Index Number (PIN) is a 6 digit code of the post office numbering. The PIN code was introduced on 15 August 1972 by the postal service of India, India Post. It is an important part of an address. The incoming mails are sorted and routed to the correct post office according to



Students, Find the pin codes of 6 famous tourist places of Delhi and Arrange them in ascending order.



HOW MANY?



= ?



= ?



= ?

In the given figures count the number of triangles, circles and rectangles.

Q 3. Prepare a weekly grocery list of your household with the help of your Parents. Discuss the use of each item and drop the unhealthy food items from your list. Now estimate your weekly household food expenditure To the nearest 100.





Revise chapter 1 and 2.

Solve the following sums in your note book.

1. $12 + 4 - 8 \div 2 \times 3$

2. $26 - 14 \div (5 - 3)$

3. $55 + 32 \div 8 - (27 \div 27)$

4. $(13 + 5) \div 3$ of $3 + 20$

5. $64 - 48 \div 6 \times 4 + 8$

6. $15 - 6 + 20 + 5$

7. $37 - 5 + 28 - (19 - 7)$

8. 11 of $7 + 18 \div 9 + 10$

Learn tables from 2 to 20.

Do practice of multiplication and division sums in rough notebook.

Do all the work given as holiday homework in separate rough notebook.

READ AND WRITE ROMAN NUMERALS TO 1000 SHEET B



I=1	V=5	X=10	L=50	C=100	D=500	M=1000
-----	-----	------	------	-------	-------	--------

Write the correct number next to each Roman numeral.



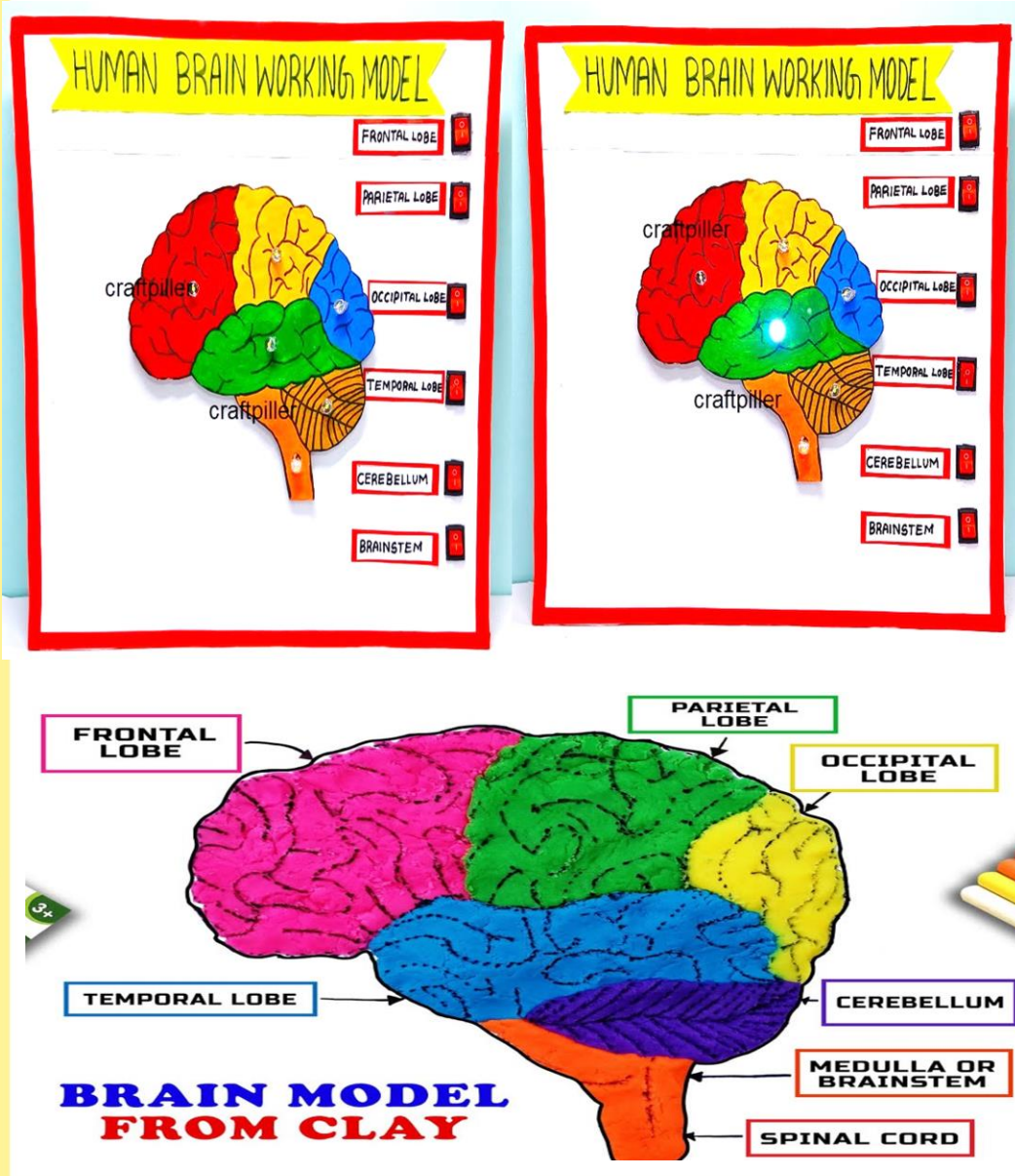
- | | |
|-----------------|----------------------|
| 1) CC = _____ | 8) CXC = _____ |
| 2) CL = _____ | 9) DCCX = _____ |
| 3) CDV = _____ | 10) DLXXII = _____ |
| 4) DLX = _____ | 11) CLXXIX = _____ |
| 5) CML = _____ | 12) DCCLXX = _____ |
| 6) CXXV = _____ | 13) CMXXXVII = _____ |
| 7) DLVI = _____ | 14) DCLXXXIV = _____ |

Write the correct Roman numerals next to each number.

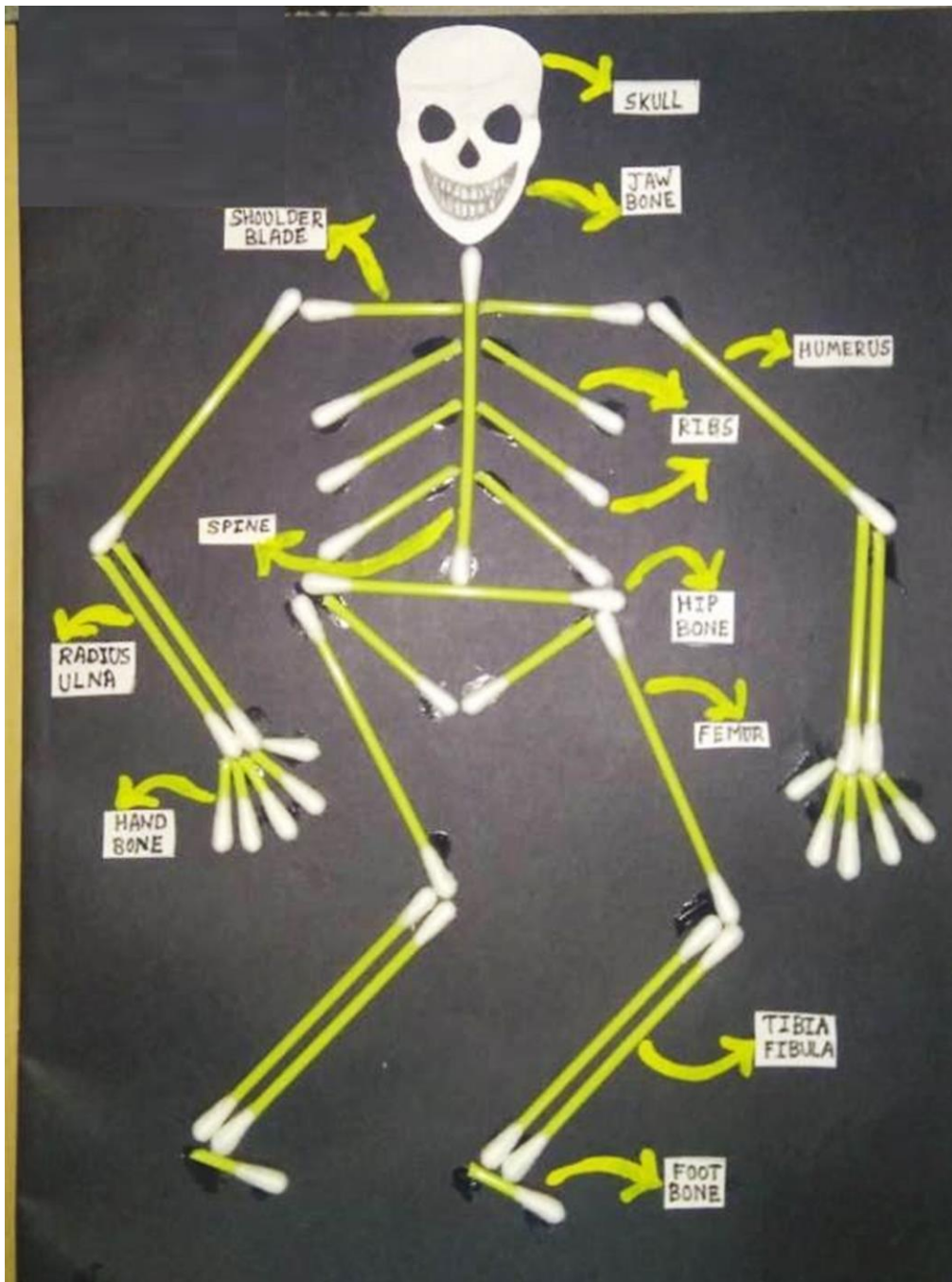
- | | |
|----------------|-----------------|
| 1) 150 = _____ | 8) 532 = _____ |
| 2) 320 = _____ | 9) 809 = _____ |
| 3) 615 = _____ | 10) 674 = _____ |
| 4) 94 = _____ | 11) 298 = _____ |
| 5) 412 = _____ | 12) 943 = _____ |
| 6) 541 = _____ | 13) 477 = _____ |
| 7) 225 = _____ | 14) 839 = _____ |

V SCIENCE HOLIDAYS HOMEWORK

1. Learn and revise L1, L2 and L3 done in the class.
2. ROLL NO. 1-10 – (REFER CHAPTER – 4) WORKING MODEL OF HUMAN BRAIN using different colours of LED lights or colourful clay. Make a creative model on a cardboard. Label all the things clearly. Some ideas are given below:



3. ROLL NO. 11-20 – (REFER CHAPTER – 5) MODEL OF HUMAN SKELETAL SYSTEM using earbuds. Make a creative model on a cardboard. Label all the things clearly. Some ideas are given below:



4. ROLL NO. 21 onwards - Create a planter using any old can or plastic bottles and decorate with any recycled materials. Some of the examples are given below –





SOCIAL SCIENCE

1. Locate the following places on a world map and paste in your Social Science notebook.

- a. Equator
- b. Prime Meridian
- c. Tropic of Cancer
- d. Tropic of Capricorn

2. **Revise all the topics done till now in the class.**

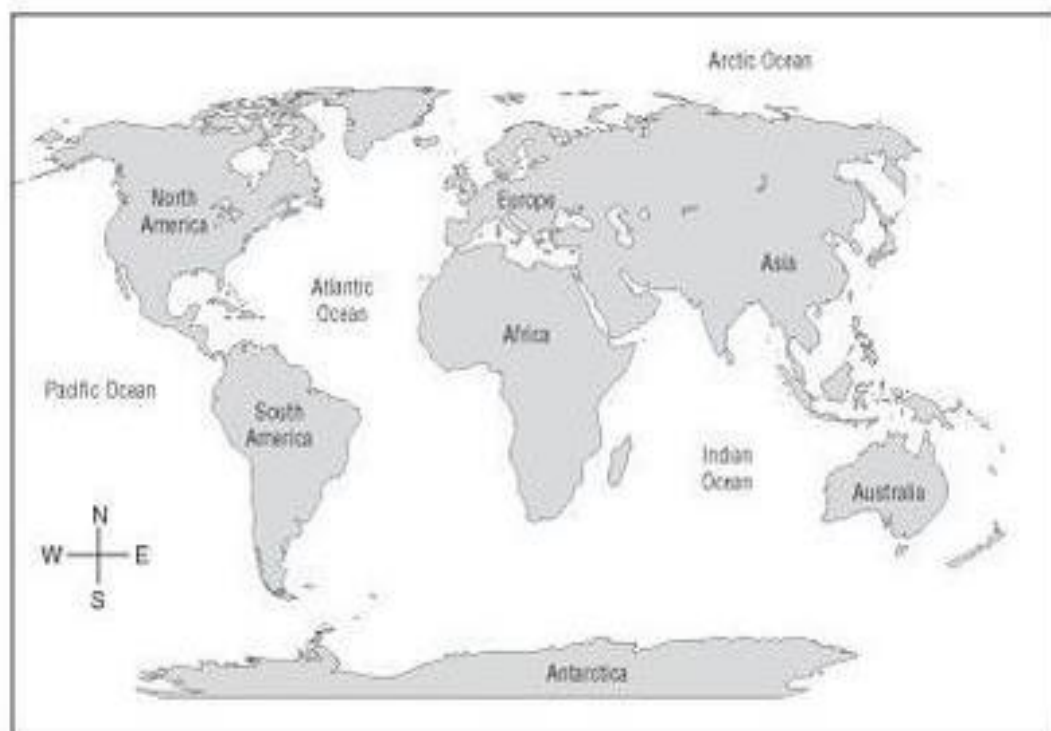
3. Make a beautiful, pictorial and informative collage on GREENLAND (Use A3 size sheet). Collect information like location, occupation, currency, life of the people, vegetation, climate, wildlife, languages etc.

4. **Take a big size ball and show IMPORTANT PARALLELS AND PRIME MERIDIAN of the Earth using different colours wool or thick thread.**

NOTE- Take printouts of the assignments/worksheets and compile in a folder.

Continents and Oceans

This world map shows the four oceans and seven continents. Use the world map below to answer the questions.



1. What is the name of the continent where you live? _____
2. Which two oceans border South America? _____
3. What ocean is north of Europe? _____
4. Which ocean is east of Africa? _____
5. Which ocean separates North America from Europe? _____
6. Which continent is closest to Antarctica? _____

Choose the facts to the object in the solar system:

1. The brightest object in the sky _____.

2. The coldest planet in the solar system _____.

3. The biggest planet in the solar system _____.

4. The planet with most life forms _____.

5. Planet nearest to the sun _____.

6. Planet with the nickname "Red Planet." _____.

7. Huge cluster of stars _____.

8. Solar System was a cloud of dust and gas _____.

9. How many planets are there in our solar system? _____.

10. What is the name of our galaxy _____.

Earth

Jupiter

Solar Nebula

Mars

Neptune

Sun

Galaxy

Mercury

8

Milky Way

GENERAL KNOWLEDGE

1. In hot summer, plants need our attention and care. Look after the plants in your home and remember to water them regularly. Also, keep a bowl of water outside for the birds to save them from the soaring high temperature. Don't forget to change the water daily.



2. Draw beautiful and colourful charts on the following topics (According to Roll no.)
 - a. Expressing patriotism towards your motherland, India. (Roll no 1-10)
 - b. Save Trees – Van Mahotsava. (Roll no- 11-20)
 - c. Reduce, Recycle, and Reuse. (Roll no 21- 33)
3. BE A WATER SAVVIOUR
Water is a natural resource that we derive from the Earth. Without it, we would not be able to live. Make two book marks on "Save Water" theme by your own imagination.





Class 5: Music holiday home work

1. Make a scrapbook on any 5 Indian musical instruments (picture, name, region, type).

2. Write 5 lines about the Hindustani music.

3. Research and write the names of 3 Indian classical ragas and 3 folk styles.

4. Learn a short prayer song



Library



**Read moral stories daily
and make a beautiful book
holder to keep your
favourite books .**



COMPUTER

- Make any one Beautiful charts of Generations of Computer
(roll no 1-15)
- Paste any three picture of Input , processing and Output devices in computer note books also write two two lines about it .
(roll no 16-30)



1. Fill the table below:

Generation	Technology Used
First Generation	
Second Generation	
Third Generation	
Fourth Generation	
Fifth Generation	

2. What is a vacuum tube?

3. What is a transistor?

4. What is an Integrated circuit?

5. What is a CPU?



PHYSICAL EDUCATION HOLIDAY HOMEWORK

- **Class V**

“All students will do their holiday homework in a scrapbook.”

Yoga Asanas

- Two sitting Asanas
- Two standing Asanas
- Two laying Asanas

You need to write the **Procedure** and **benefits** of a yoga pose in five lines(benefits) with **Asanas photos**



Art and craft holiday h.w



Class VA- make this beautiful mushroom show piece with paper bowls and foam clay.

Class VB- make this craft with twigs and foam clay.



Art- Draw and colour a poster on save our mother Earth in A-3 size sheet. Use water colours in it.

SOME EVERYDAY TASKS:

- **Clean your room and keep it neat and tidy.**
- **Help your mother in the kitchen.**
- **Walk, jog, exercise, and keep fit.**
- **Be creative – do some drawing and painting.**

